

Signify Classified - Internal
Cooper Lighting Solutions Photometric Lab
1121 Highway 74 South
Peachtree City, GA 30269



Scaled data based on original data using
LM-79-08 Approved Method: Electrical and Photometric Measurements of Solid-
State Lighting Products

Test Report Prepared for
Cooper Lighting Solutions
(formerly Eaton)

Brand: INVUE

Report Number: P871211

Luminaire Tested: **EMM2-HSN-SA2A-830-U-T3-HSS**

Issue Date: 09/05/2024



Test Information

Test Method: LM-79-08
Report Number: P871211
Test Lab: INNOVATION CENTER(G3)
Issue Date: 09/05/2024
Manufacturer: COOPER LIGHTING SOLUTIONS (FORMERLY EATON)
Product Line: INVUE
Catalog Number: EMM2-HSN-SA2A-830-U-T3-HSS
Description: EPIC MODERN SHORT HOUSING DISCRETE LED ARRAYS 70W 80CRI 3000K
FIXTURE w/ TYPE III DISTRIBUTION OPTIC AND HOUSE SIDE SHIELD
Light Source: (20) 3000K CCT, 80 CRI LEDS
Ballast/Driver: ELECTRONIC DRIVER

Summary

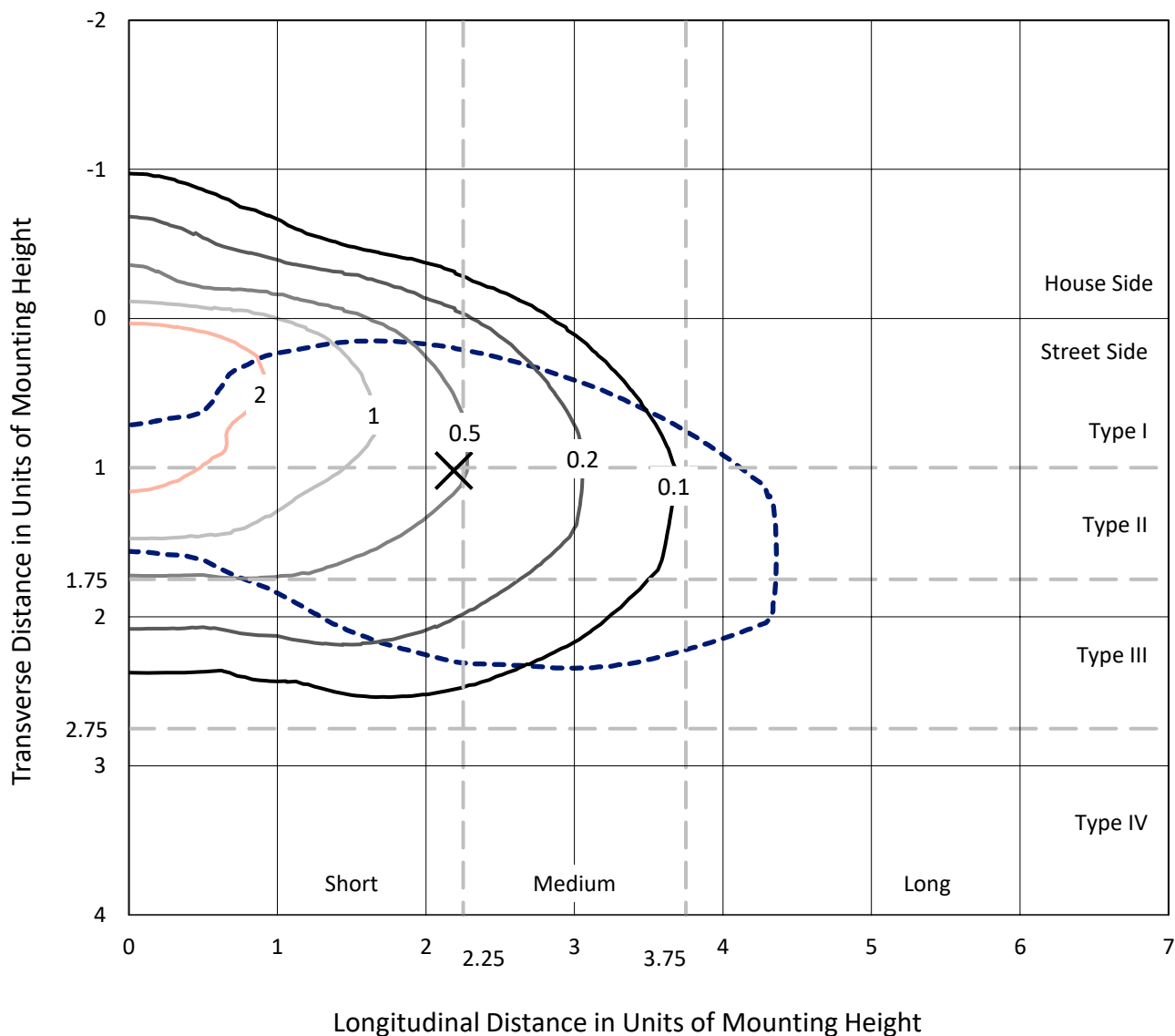
Lumens per Lamp: N/A
Luminaire Lumens: 5699.7 lumens
Efficiency: N/A
Efficacy: 93.4 lumens/watt
Luminous Opening: Rectangular (W 0.67' x L: 0.33' x H: 0')
IES Classification: Type III - Short
BUG Rating: B1 - U0 - G2

Input Watts (W): 61
Input Voltage (V): 120
Input Current (A_{in}): NR
Voltage Rise (V): NR
Power Factor: 0.99
Total Harmonic Distortion (THDi): 9.89%
Frequency (hertz): 60
Stabilization Time: NR
Operation Time: NR
Ambient Temperature (°C): NR
Test Distance: 24 FT

REPORT NUMBER: P871211
 CATALOG NUMBER: EMM2-HSN-SA2A-830-U-T3-HSS

Iso-Footcandle Lines of Horizontal Illumination

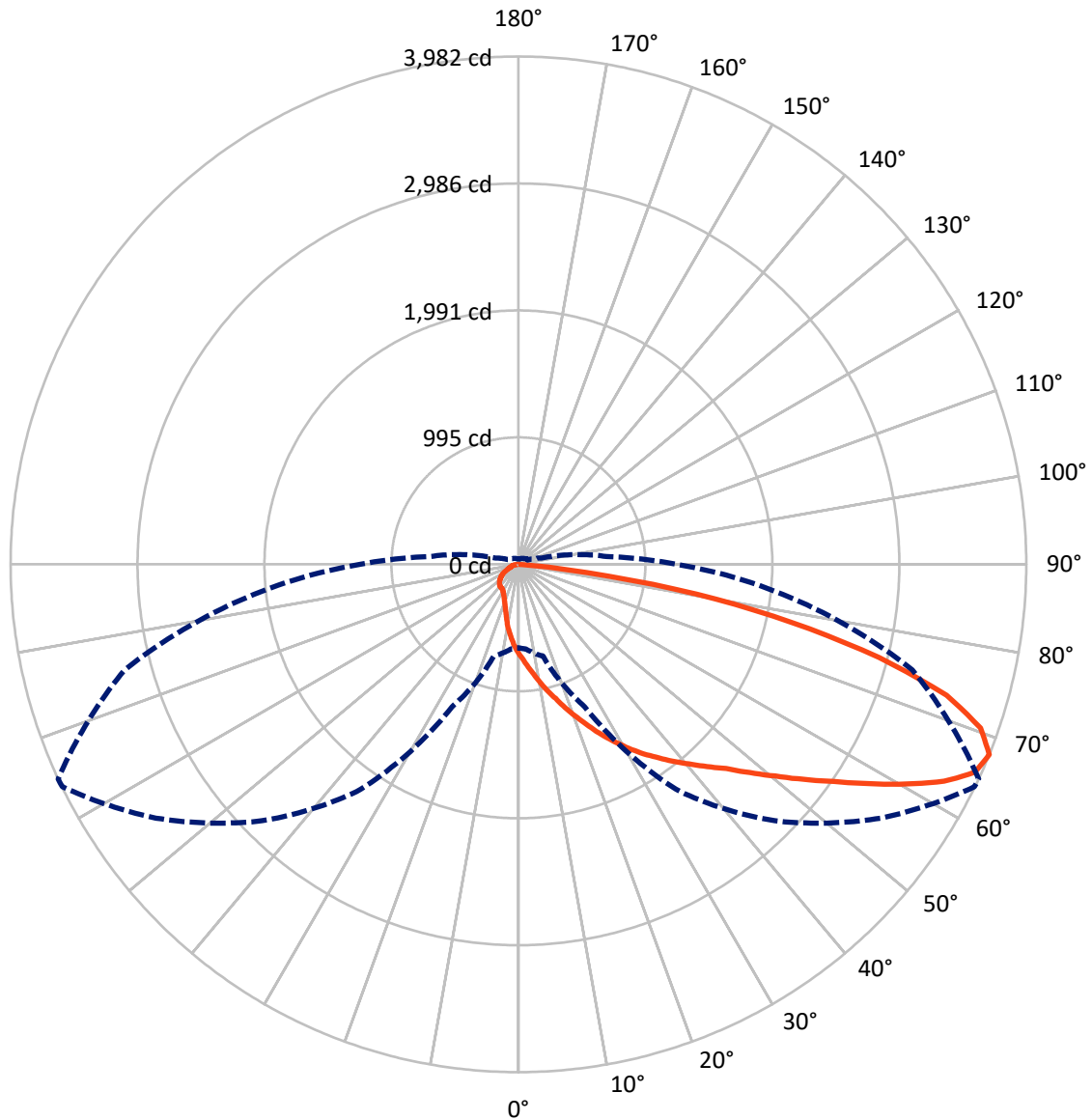
✕ Max cd
 - - - 1/2 Max cd



Based on 20 foot mounting height. Maximum calculated value = 3.3 fc
 Type III - Short - N/A

REPORT NUMBER: P871211
CATALOG NUMBER: EMM2-HSN-SA2A-830-U-T3-HSS

Luminous Intensity Polar Plot



— Vertical Plane Through 65-Deg Lateral - - - Horizontal Cone Through 67.5-Deg Vertical

REPORT NUMBER: P871211
 CATALOG NUMBER: EMM2-HSN-SA2A-830-U-T3-HSS

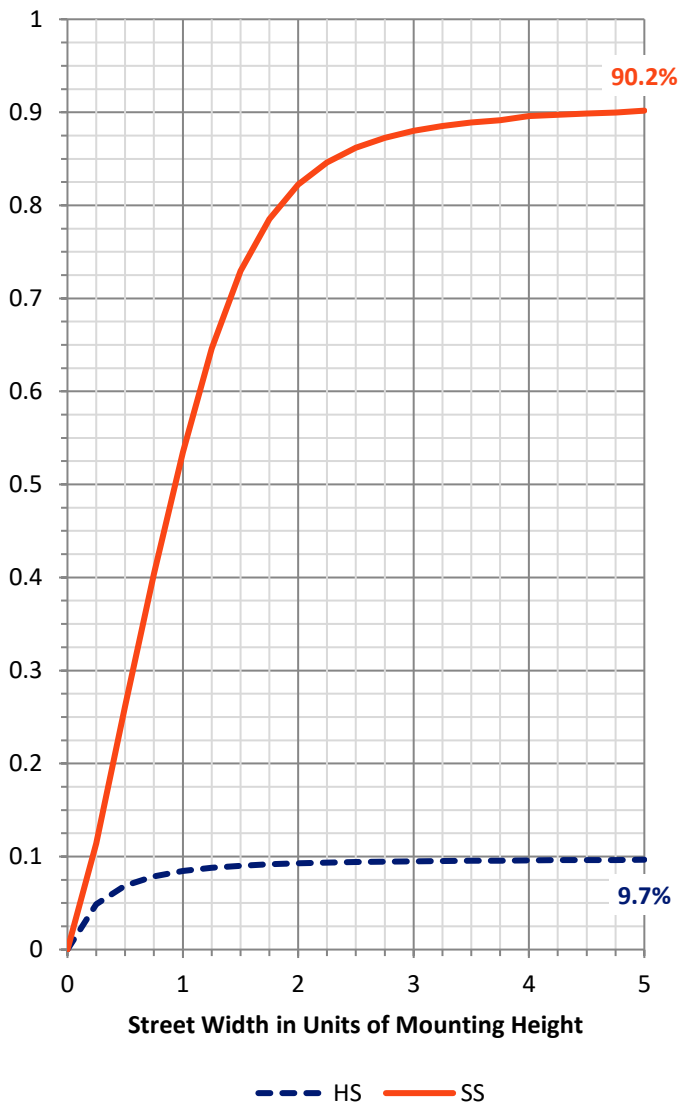
FLUX DISTRIBUTION:

		Downward	Upward	Total
House Side	Lumens	554.8	0.0	554.8
	% Fixture	9.7	0.0	9.7
Street Side	Lumens	5145.0	0.0	5145.0
	% Fixture	90.3	0.0	90.3
Total	Lumens	5699.7	0.0	5699.7
	% Fixture	100.0	0.0	100.0

ZONAL LUMENS:

Zone	Lumens	% Fixture
0°-10°	68.9	1.2
10°-20°	228.7	4.0
20°-30°	416.3	7.3
30°-40°	644.2	11.3
40°-50°	973.8	17.1
50°-60°	1266.9	22.2
60°-70°	1249.8	21.9
70°-80°	760.8	13.3
80°-90°	90.4	1.6
90°-100°	0.0	0.0
100°-110°	0.0	0.0
110°-120°	0.0	0.0
120°-130°	0.0	0.0
130°-140°	0.0	0.0
140°-150°	0.0	0.0
150°-160°	0.0	0.0
160°-170°	0.0	0.0
170°-180°	0.0	0.0
0°-90°	5699.7	100.0
0°-180°	5699.7	100.0

Coefficient of Utilization

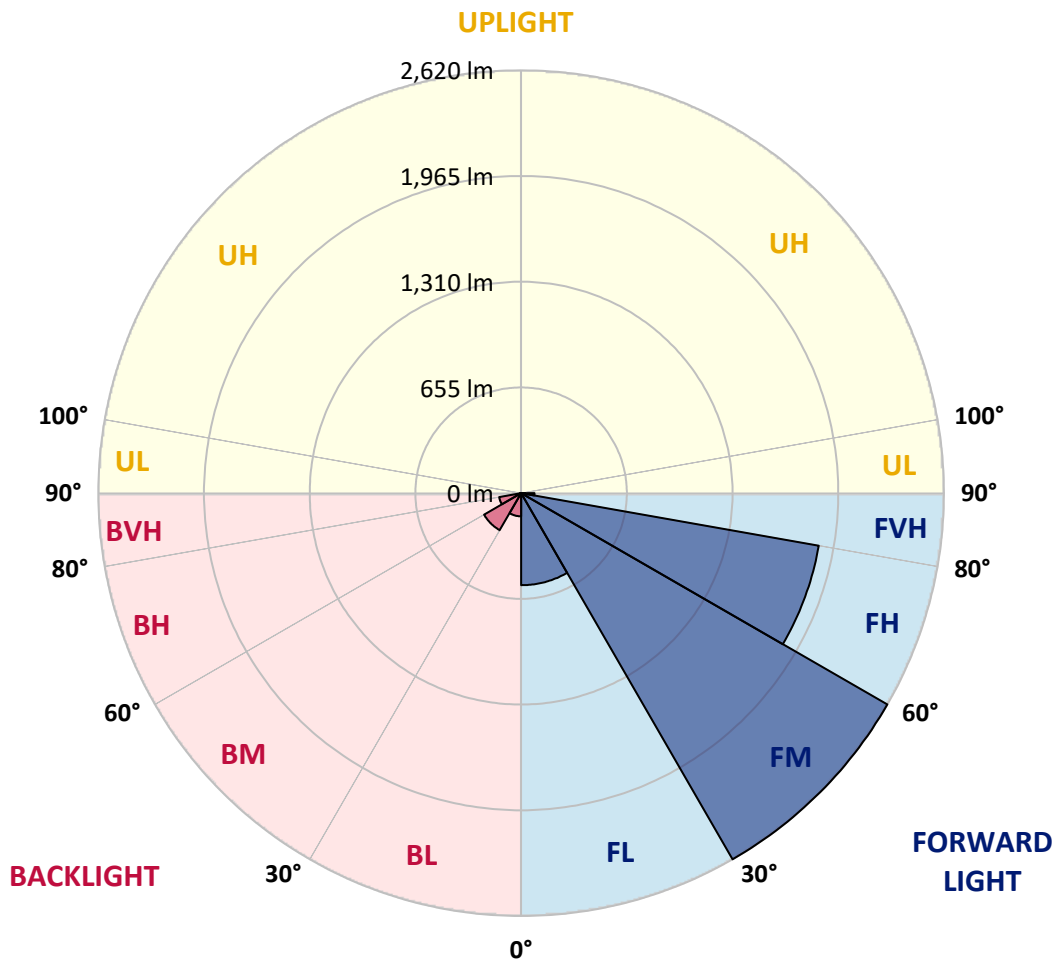


REPORT NUMBER: P871211
 CATALOG NUMBER: EMM2-HSN-SA2A-830-U-T3-HSS

LUMINAIRE CLASSIFICATION SYSTEM LUMEN TABLE AND BUG RATING:

Zone		Lumens	% Fixture	Zone Rating/Lumen Limit		
				B	U	G
FL	(0°-30°)	570.3	10.0			
FM	(30°-60°)	2619.6	46.0			
FH	(60°-80°)	1872.4	32.9			G2/5000
FVH	(80°-90°)	82.7	1.5			G1/100
BL	(0°-30°)	143.6	2.5	B1/500		
BM	(30°-60°)	265.3	4.7	B1/1000		
BH	(60°-80°)	138.1	2.4	B1/500		G1/500
BVH	(80°-90°)	7.8	0.1			G0/10
UL	(90°-100°)	0.0	0.0		U0/0	
UH	(100°-180°)	0.0	0.0		U0/0	

BUG Rating: B1-U0-G2
 Type III Short





REPORT NUMBER: P871211

CATALOG NUMBER: EMM2-HSN-SA2A-830-U-T3-HSS

CANDELA DISTRIBUTION (FULL):

	0°	5°	15°	25°	35°	45°	55°	64°	65°	75°	85°
0°	704.3	704.3	704.3	704.3	704.3	704.3	704.3	704.3	704.3	704.3	704.3
2.5°	823.0	816.5	821.4	810.0	797.0	787.3	767.7	751.5	749.8	733.6	715.7
5°	980.8	959.7	961.3	938.5	910.9	881.6	850.7	810.0	810.0	771.0	730.3
7.5°	1122.3	1119.1	1104.4	1068.7	1036.1	990.6	933.6	881.6	870.2	810.0	746.6
10°	1259.0	1254.1	1241.1	1213.4	1158.1	1107.7	1036.1	958.0	943.4	857.2	766.1
12.5°	1367.9	1369.6	1354.9	1332.2	1283.4	1223.2	1128.8	1031.2	1018.2	902.7	785.6
15°	1463.9	1462.3	1459.0	1439.5	1392.3	1337.0	1226.4	1112.6	1091.4	951.5	805.1
17.5°	1537.1	1533.8	1527.3	1511.1	1488.3	1434.6	1328.9	1198.8	1180.9	1008.5	827.9
20°	1558.2	1556.6	1556.6	1568.0	1558.2	1525.7	1431.4	1288.2	1268.7	1068.7	858.8
22.5°	1597.3	1595.7	1594.0	1605.4	1611.9	1608.7	1527.3	1379.3	1361.4	1138.6	897.9
25°	1647.7	1644.5	1639.6	1651.0	1659.1	1678.6	1623.3	1486.7	1465.5	1219.9	936.9
27.5°	1714.4	1717.7	1711.1	1709.5	1709.5	1720.9	1707.9	1582.6	1563.1	1298.0	982.4
30°	1802.2	1807.1	1795.7	1787.6	1773.0	1771.3	1774.6	1690.0	1662.3	1382.6	1029.6
32.5°	1888.4	1893.3	1886.8	1875.4	1838.0	1823.4	1836.4	1781.1	1763.2	1475.3	1089.8
35°	1958.4	1969.8	1969.8	1947.0	1894.9	1886.8	1908.0	1870.5	1857.5	1584.3	1161.4
37.5°	2052.7	2059.2	2052.7	2010.4	1945.4	1955.1	1987.7	1964.9	1956.8	1701.4	1245.9
40°	2254.4	2262.5	2220.3	2119.4	2015.3	2026.7	2083.6	2070.6	2057.6	1816.9	1324.0
42.5°	2535.8	2516.3	2508.2	2283.7	2122.7	2116.2	2187.7	2169.8	2168.2	1934.0	1395.6
45°	2721.2	2727.7	2687.1	2474.0	2348.8	2226.8	2303.2	2296.7	2283.7	2052.7	1481.8
47.5°	2849.7	2835.1	2734.3	2631.8	2656.2	2371.5	2431.7	2448.0	2439.8	2187.7	1587.5
50°	2903.4	2888.8	2822.1	2753.8	2783.0	2537.4	2563.5	2617.1	2609.0	2324.4	1677.0
52.5°	2836.7	2818.8	2823.7	2841.6	2827.0	2667.6	2726.1	2810.7	2800.9	2483.8	1781.1
55°	2412.2	2459.4	2641.5	2823.7	2818.8	2766.8	2900.2	3023.8	3004.3	2649.7	1870.5
57.5°	1945.4	1971.4	2202.4	2695.2	2792.8	2849.7	3098.6	3251.5	3245.0	2815.6	1951.9
60°	1546.9	1574.5	1750.2	2428.5	2732.6	2935.9	3301.9	3503.6	3497.1	2983.1	2010.4
62.5°	1229.7	1229.7	1385.8	2044.6	2617.1	2986.4	3463.0	3757.4	3746.0	3118.1	2025.1
65°	884.9	896.2	1013.3	1644.5	2430.1	2973.4	3541.0	3937.9	3931.4	3194.6	1994.2
67.5°	653.9	666.9	745.0	1232.9	2153.6	2843.2	3469.5	3978.6	3981.8	3196.2	1893.3
70°	510.7	514.0	572.6	857.2	1764.8	2553.7	3201.1	3843.6	3843.6	3116.5	1743.7
72.5°	388.7	392.0	442.4	583.9	1299.6	2111.3	2799.3	3485.7	3510.1	2905.0	1522.5
75°	300.9	307.4	341.6	419.7	814.9	1501.3	2300.0	2854.6	2921.3	2495.1	1254.1
77.5°	232.6	239.1	266.8	307.4	475.0	925.5	1616.8	2134.1	2194.2	1964.9	967.8
80°	187.1	190.3	208.2	231.0	287.9	476.6	987.3	1402.1	1420.0	1335.4	640.9
82.5°	86.2	92.7	112.2	126.9	143.1	221.2	421.3	518.9	541.6	530.3	263.5
85°	9.8	9.8	11.4	13.0	14.6	22.8	29.3	26.0	26.0	30.9	27.7
87.5°	0.0	0.0	0.0	1.6	3.3	3.3	4.9	4.9	4.9	4.9	4.9
90°	0.0	0.0	0.0	0.0	0.0	0.0	0.0	0.0	0.0	0.0	0.0



REPORT NUMBER: P871211

CATALOG NUMBER: EMM2-HSN-SA2A-830-U-T3-HSS

CANDELA DISTRIBUTION (continued):

	90°	95°	105°	115°	125°	135°	145°	155°	165°	175°	180°
0°	704.3	704.3	704.3	704.3	704.3	704.3	704.3	704.3	704.3	704.3	704.3
2.5°	705.9	694.5	673.4	655.5	639.2	623.0	614.8	595.3	590.4	593.7	582.3
5°	709.2	686.4	642.5	601.8	567.7	535.1	507.5	478.2	471.7	461.9	457.1
7.5°	714.1	679.9	611.6	548.2	496.1	448.9	414.8	392.0	374.1	369.2	367.6
10°	720.6	671.8	577.4	497.7	426.2	377.4	346.5	330.2	323.7	318.8	320.4
12.5°	725.4	663.6	544.9	440.8	370.9	326.9	312.3	299.3	296.0	294.4	294.4
15°	732.0	655.5	505.9	390.4	323.7	297.7	283.0	278.1	278.1	276.5	276.5
17.5°	740.1	649.0	473.3	351.3	296.0	271.6	265.1	258.6	258.6	258.6	257.0
20°	756.4	645.7	444.1	318.8	271.6	255.4	245.6	240.7	239.1	237.5	237.5
22.5°	772.6	645.7	411.5	294.4	255.4	237.5	227.7	222.8	221.2	221.2	221.2
25°	795.4	644.1	385.5	273.3	240.7	219.6	209.8	204.9	201.7	201.7	200.1
27.5°	821.4	644.1	362.7	257.0	224.5	203.3	191.9	187.1	182.2	182.2	180.5
30°	847.4	647.4	343.2	244.0	208.2	188.7	174.0	167.5	164.3	162.7	162.7
32.5°	881.6	657.1	330.2	234.2	193.6	174.0	159.4	152.9	149.6	148.0	148.0
35°	933.6	681.5	331.8	229.3	183.8	161.0	146.4	138.3	136.6	136.6	135.0
37.5°	989.0	704.3	336.7	226.1	174.0	151.3	136.6	128.5	126.9	126.9	126.9
40°	1036.1	723.8	343.2	224.5	165.9	141.5	128.5	122.0	118.7	118.7	118.7
42.5°	1083.3	735.2	344.8	219.6	161.0	133.4	122.0	115.5	112.2	113.9	113.9
45°	1130.5	743.3	340.0	213.1	156.2	126.9	115.5	109.0	105.7	105.7	105.7
47.5°	1187.4	761.2	331.8	203.3	152.9	122.0	109.0	102.5	100.8	100.8	100.8
50°	1244.3	775.9	325.3	191.9	144.8	115.5	104.1	96.0	94.3	94.3	94.3
52.5°	1291.5	782.4	317.2	177.3	136.6	109.0	97.6	89.5	86.2	86.2	86.2
55°	1327.3	784.0	305.8	165.9	125.2	102.5	91.1	83.0	79.7	78.1	78.1
57.5°	1356.6	782.4	294.4	154.5	115.5	94.3	83.0	76.4	71.6	69.9	69.9
60°	1372.8	777.5	278.1	139.9	102.5	86.2	76.4	68.3	65.1	63.4	63.4
62.5°	1363.1	764.5	255.4	117.1	92.7	78.1	69.9	63.4	58.6	56.9	56.9
65°	1317.5	738.5	226.1	96.0	83.0	69.9	63.4	56.9	50.4	48.8	48.8
67.5°	1237.8	694.5	187.1	81.3	76.4	63.4	56.9	50.4	45.5	42.3	42.3
70°	1127.2	636.0	146.4	69.9	68.3	58.6	52.1	45.5	40.7	37.4	37.4
72.5°	969.4	540.0	109.0	60.2	60.2	53.7	47.2	42.3	37.4	34.2	34.2
75°	784.0	408.3	83.0	55.3	53.7	48.8	42.3	37.4	34.2	30.9	30.9
77.5°	572.6	271.6	68.3	50.4	50.4	43.9	39.0	34.2	30.9	29.3	29.3
80°	348.1	156.2	48.8	39.0	39.0	37.4	32.5	29.3	27.7	24.4	22.8
82.5°	141.5	60.2	26.0	19.5	19.5	17.9	11.4	9.8	9.8	9.8	8.1
85°	14.6	9.8	6.5	4.9	4.9	4.9	3.3	3.3	3.3	3.3	3.3
87.5°	4.9	4.9	3.3	3.3	3.3	3.3	1.6	1.6	1.6	1.6	1.6
90°	0.0	0.0	0.0	0.0	0.0	0.0	0.0	0.0	0.0	0.0	0.0

LM-79-2019: Approved Method: Electrical and Photometric Measurements of Solid-
State Lighting Products

Report Prepared for

Cooper Lighting Solutions

Streetworks

Report Number: SP1-2407-157-7

Test Date: 09/05/2024

Luminaire Tested: MEM2-HTN-SA-40-830-U-5WQ

Data in this report applies to families of products including MEM2-HTN-SA-40-830-U-5WQ

Test Information

Test Method: LM-79-2019
 Report Number: SP1-2407-157-7
 Test Lab: COOPER LIGHTING SOLUTIONS
 Photometer: SP1 - 76IN SPHERE
 Measurement Geometry: 4π
 Issue Date: 09/05/2024
 Manufacturer: COOPER LIGHTING SOLUTIONS
 Product Line: Streetworks
 Catalog Number: **MEM2-HTN-SA-40-830-U-5WQ**
 Description: Epic Modern Light Square 40W 5WQ Optic

Spectral Parameters

CCT (K): 3126
 CIE u': 0.2465
 CIE v': 0.5182
 Duv: -0.0004
 CIE x: 0.4277
 CIE y: 0.3997
 CIE z: 0.1727
 Peak Wavelength (nm): 601
 Dominant Wavelength (nm): 582
 Purity: 48.31913
 Rf: 84.4
 Rg: 94.7

CRI (Ra):	82.6		
R1:	81.4	R9:	5.1
R2:	92.2	R10:	82.2
R3:	94.9	R11:	79.8
R4:	80.1	R12:	70.4
R5:	81.8	R13:	84.2
R6:	90.5	R14:	97.9
R7:	81.8	R15:	73.6
R8:	58.0		



Test Conditions

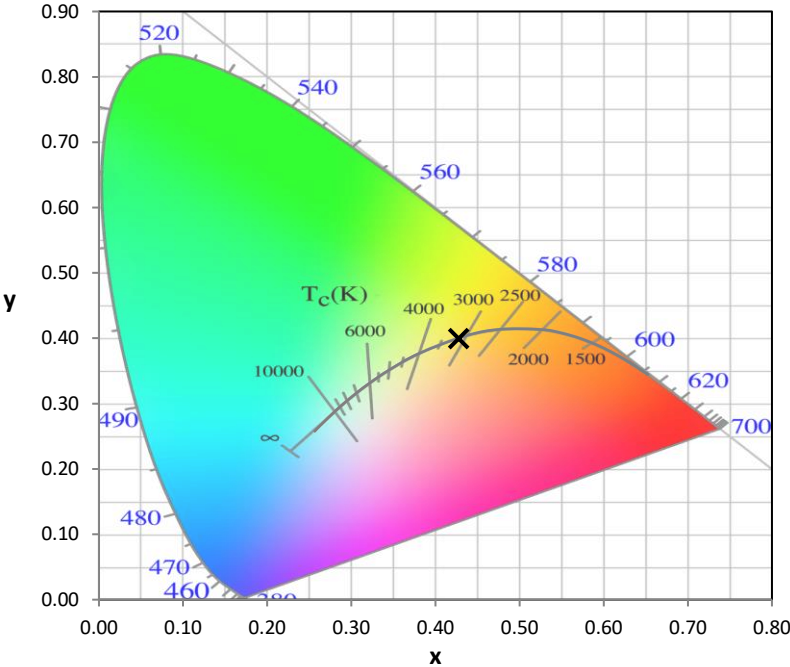
Stabilization Time: 22M
 Operation Time: 1H 22M
 Sphere Temperature (°C): 24.3

REPORT NUMBER: SP1-2407-157-7

Measurement and Test Equipment			
Instrument	Identification Number	Calibration Date	Calibration Due Date
Photometer	IN0058	6/18/2024	12/18/2024
Power Meter	INXT2011004	2/8/2024	2/8/2025
AC Power Source	IN0063	10/24/2023	10/24/2024
DC Power Source	IN0208	10/24/2023	10/24/2024
Sphere Thermometer	IN0085	10/24/2023	10/24/2024
Room Thermometer	IN0046	10/24/2023	10/24/2024

REPORT NUMBER: SP1-2407-157-7

CIE 1931 Chromaticity Diagram



CIE 1931 Chromaticity Diagram with 2017 ANSI 7-Step and 4-Step Quadrangles



Point lies inside the ANSI 3000K 4-step quadrangle

REPORT NUMBER: SP1-2407-157-7

Photopic Flux vs. Wavelength



Photopic Lumens: NR

λ (nm)	Power W [^] /nm	Lumens (φ/nm)	λ (nm)	Power W [^] /nm	Lumens (φ/nm)	λ (nm)	Power W [^] /nm	Lumens (φ/nm)	λ (nm)	Power W [^] /nm	Lumens (φ/nm)	λ (nm)	Power W [^] /nm	Lumens (φ/nm)
360	0	NR	490	258	NR	620	908	NR	750	26	NR	880	1	NR
365	0	NR	495	297	NR	625	857	NR	755	22	NR	885	0	NR
370	0	NR	500	345	NR	630	801	NR	760	19	NR	890	0	NR
375	0	NR	505	391	NR	635	738	NR	765	16	NR	895	0	NR
380	0	NR	510	426	NR	640	675	NR	770	14	NR	900	0	NR
385	0	NR	515	456	NR	645	610	NR	775	12	NR	905	0	NR
390	0	NR	520	480	NR	650	547	NR	780	10	NR	910	0	NR
395	0	NR	525	500	NR	655	488	NR	785	9	NR	915	0	NR
400	0	NR	530	517	NR	660	429	NR	790	7	NR	920	0	NR
405	2	NR	535	538	NR	665	378	NR	795	6	NR	925	0	NR
410	4	NR	540	558	NR	670	328	NR	800	5	NR	930	0	NR
415	9	NR	545	584	NR	675	285	NR	805	5	NR	935	0	NR
420	16	NR	550	611	NR	680	247	NR	810	4	NR	940	0	NR
425	31	NR	555	646	NR	685	212	NR	815	3	NR	945	0	NR
430	56	NR	560	687	NR	690	183	NR	820	3	NR	950	0	NR
435	101	NR	565	731	NR	695	156	NR	825	3	NR	955	0	NR
440	178	NR	570	780	NR	700	133	NR	830	2	NR	960	0	NR
445	323	NR	575	832	NR	705	114	NR	835	2	NR	965	0	NR
450	566	NR	580	883	NR	710	96	NR	840	2	NR	970	0	NR
455	645	NR	585	927	NR	715	82	NR	845	1	NR	975	0	NR
460	457	NR	590	963	NR	720	70	NR	850	1	NR	980	0	NR
465	365	NR	595	985	NR	725	59	NR	855	1	NR	985	0	NR
470	317	NR	600	998	NR	730	50	NR	860	1	NR	990	0	NR
475	244	NR	605	994	NR	735	43	NR	865	1	NR	995	0	NR
480	218	NR	610	978	NR	740	36	NR	870	1	NR	1000	0	NR
485	233	NR	615	947	NR	745	31	NR	875	1	NR			

REPORT NUMBER: SP1-2407-157-7

Scotopic Flux vs. Wavelength



Scotopic Lumens: NR

S/P: 1.42

λ (nm)	Power W [^] /nm	Lumens (φ/nm)	λ (nm)	Power W [^] /nm	Lumens (φ/nm)	λ (nm)	Power W [^] /nm	Lumens (φ/nm)	λ (nm)	Power W [^] /nm	Lumens (φ/nm)	λ (nm)	Power W [^] /nm	Lumens (φ/nm)
360	0	NR	490	258	NR	620	908	NR	750	26	NR	880	1	NR
365	0	NR	495	297	NR	625	857	NR	755	22	NR	885	0	NR
370	0	NR	500	345	NR	630	801	NR	760	19	NR	890	0	NR
375	0	NR	505	391	NR	635	738	NR	765	16	NR	895	0	NR
380	0	NR	510	426	NR	640	675	NR	770	14	NR	900	0	NR
385	0	NR	515	456	NR	645	610	NR	775	12	NR	905	0	NR
390	0	NR	520	480	NR	650	547	NR	780	10	NR	910	0	NR
395	0	NR	525	500	NR	655	488	NR	785	9	NR	915	0	NR
400	0	NR	530	517	NR	660	429	NR	790	7	NR	920	0	NR
405	2	NR	535	538	NR	665	378	NR	795	6	NR	925	0	NR
410	4	NR	540	558	NR	670	328	NR	800	5	NR	930	0	NR
415	9	NR	545	584	NR	675	285	NR	805	5	NR	935	0	NR
420	16	NR	550	611	NR	680	247	NR	810	4	NR	940	0	NR
425	31	NR	555	646	NR	685	212	NR	815	3	NR	945	0	NR
430	56	NR	560	687	NR	690	183	NR	820	3	NR	950	0	NR
435	101	NR	565	731	NR	695	156	NR	825	3	NR	955	0	NR
440	178	NR	570	780	NR	700	133	NR	830	2	NR	960	0	NR
445	323	NR	575	832	NR	705	114	NR	835	2	NR	965	0	NR
450	566	NR	580	883	NR	710	96	NR	840	2	NR	970	0	NR
455	645	NR	585	927	NR	715	82	NR	845	1	NR	975	0	NR
460	457	NR	590	963	NR	720	70	NR	850	1	NR	980	0	NR
465	365	NR	595	985	NR	725	59	NR	855	1	NR	985	0	NR
470	317	NR	600	998	NR	730	50	NR	860	1	NR	990	0	NR
475	244	NR	605	994	NR	735	43	NR	865	1	NR	995	0	NR
480	218	NR	610	978	NR	740	36	NR	870	1	NR	1000	0	NR
485	233	NR	615	947	NR	745	31	NR	875	1	NR			

REPORT NUMBER: SP1-2407-157-7

Melanopic Flux vs. Wavelength



Melanopic Lumens: NR

M/P: 2.79

λ (nm)	Power W [^] /nm	Lumens (φ/nm)	λ (nm)	Power W [^] /nm	Lumens (φ/nm)	λ (nm)	Power W [^] /nm	Lumens (φ/nm)	λ (nm)	Power W [^] /nm	Lumens (φ/nm)	λ (nm)	Power W [^] /nm	Lumens (φ/nm)
360	0	NR	490	258	NR	620	908	NR	750	26	NR	880	1	NR
365	0	NR	495	297	NR	625	857	NR	755	22	NR	885	0	NR
370	0	NR	500	345	NR	630	801	NR	760	19	NR	890	0	NR
375	0	NR	505	391	NR	635	738	NR	765	16	NR	895	0	NR
380	0	NR	510	426	NR	640	675	NR	770	14	NR	900	0	NR
385	0	NR	515	456	NR	645	610	NR	775	12	NR	905	0	NR
390	0	NR	520	480	NR	650	547	NR	780	10	NR	910	0	NR
395	0	NR	525	500	NR	655	488	NR	785	9	NR	915	0	NR
400	0	NR	530	517	NR	660	429	NR	790	7	NR	920	0	NR
405	2	NR	535	538	NR	665	378	NR	795	6	NR	925	0	NR
410	4	NR	540	558	NR	670	328	NR	800	5	NR	930	0	NR
415	9	NR	545	584	NR	675	285	NR	805	5	NR	935	0	NR
420	16	NR	550	611	NR	680	247	NR	810	4	NR	940	0	NR
425	31	NR	555	646	NR	685	212	NR	815	3	NR	945	0	NR
430	56	NR	560	687	NR	690	183	NR	820	3	NR	950	0	NR
435	101	NR	565	731	NR	695	156	NR	825	3	NR	955	0	NR
440	178	NR	570	780	NR	700	133	NR	830	2	NR	960	0	NR
445	323	NR	575	832	NR	705	114	NR	835	2	NR	965	0	NR
450	566	NR	580	883	NR	710	96	NR	840	2	NR	970	0	NR
455	645	NR	585	927	NR	715	82	NR	845	1	NR	975	0	NR
460	457	NR	590	963	NR	720	70	NR	850	1	NR	980	0	NR
465	365	NR	595	985	NR	725	59	NR	855	1	NR	985	0	NR
470	317	NR	600	998	NR	730	50	NR	860	1	NR	990	0	NR
475	244	NR	605	994	NR	735	43	NR	865	1	NR	995	0	NR
480	218	NR	610	978	NR	740	36	NR	870	1	NR	1000	0	NR
485	233	NR	615	947	NR	745	31	NR	875	1	NR			

Summary

$R_f = 84.4$
 $R_g = 94.7$
 $CIE R_a = 82.6$
 $R_9 = 5.1$



Color Vector Graphics



Individual Sample Fidelity Index ($R_{f,i}$)

CES01 = 86	CES26 = 86	CES51 = 93	CES76 = 82
CES02 = 63	CES27 = 92	CES52 = 93	CES77 = 84
CES03 = 31	CES28 = 94	CES53 = 89	CES78 = 81
CES04 = 70	CES29 = 92	CES54 = 89	CES79 = 90
CES05 = 49	CES30 = 91	CES55 = 86	CES80 = 89
CES06 = 51	CES31 = 93	CES56 = 85	CES81 = 72
CES07 = 42	CES32 = 85	CES57 = 83	CES82 = 95
CES08 = 41	CES33 = 97	CES58 = 84	CES83 = 94
CES09 = 29	CES34 = 92	CES59 = 91	CES84 = 91
CES10 = 76	CES35 = 96	CES60 = 90	CES85 = 74
CES11 = 59	CES36 = 81	CES61 = 87	CES86 = 68
CES12 = 65	CES37 = 96	CES62 = 83	CES87 = 84
CES13 = 43	CES38 = 86	CES63 = 87	CES88 = 88
CES14 = 74	CES39 = 98	CES64 = 79	CES89 = 75
CES15 = 71	CES40 = 96	CES65 = 78	CES90 = 89
CES16 = 47	CES41 = 96	CES66 = 77	CES91 = 73
CES17 = 50	CES42 = 97	CES67 = 76	CES92 = 63
CES18 = 56	CES43 = 91	CES68 = 80	CES93 = 77
CES19 = 72	CES44 = 99	CES69 = 85	CES94 = 61
CES20 = 66	CES45 = 93	CES70 = 78	CES95 = 73
CES21 = 87	CES46 = 90	CES71 = 74	CES96 = 84
CES22 = 79	CES47 = 94	CES72 = 91	CES97 = 88
CES23 = 92	CES48 = 83	CES73 = 74	CES98 = 85
CES24 = 91	CES49 = 91	CES74 = 90	CES99 = 76
CES25 = 72	CES50 = 93	CES75 = 78	



Color Rendition by Hue-Angle Bin



Measure Comparisons



(END OF REPORT)